



Location: CMA1b - Oil St Community Liaison Centre

Report on 24-hour TSP monitoring

Action Level ($\mu\text{g}/\text{m}^3$) - 176.7

Limit Level ($\mu\text{g}/\text{m}^3$) - 260

Date	Sampling Time	Weather Condition	Filter paper no.	Filter Weight, g		Elapse Time, hr		Sampling Time, hr	Flow Rate, m^3/min			Total Volume, m^3	TSP Level, $\mu\text{g}/\text{m}^3$
				Initial	Final	Initial	Final		Initial, Q_{si}	Final, Q_{sf}	Average		
1-Dec-12	8:00	Fine	004045	2.7844	2.9062	2005.13	2029.13	24.00	0.95	1.15	1.05	1510	81
7-Dec-12	8:00	Cloudy	004313	2.6925	2.9062	2032.13	2056.13	24.00	1.19	1.19	1.19	1714	125
13-Dec-12	8:00	Fine	004037	2.8151	2.9643	2059.13	2083.13	24.00	1.19	1.09	1.14	1647	91
18-Dec-12	8:00	Cloudy	003405	2.7716	2.8762	2086.13	2110.13	24.00	1.27	1.32	1.29	1642	64
22-Dec-12	8:00	Fine	004159	2.7270	2.8462	2113.13	2137.13	24.00	1.07	0.96	1.01	1454	82

Report on 1-hour TSP monitoring

Action Level ($\mu\text{g}/\text{m}^3$) - 320.1

Limit Level ($\mu\text{g}/\text{m}^3$) - 500

Date	Sampling Time	Weather Condition	Filter paper no.	Filter Weight, g		Elapse Time, hr		Sampling Time, hr	Flow Rate, m^3/min			Total Volume, m^3	TSP Level, $\mu\text{g}/\text{m}^3$
				Initial	Final	Initial	Final		Initial, Q_{si}	Final, Q_{sf}	Average		
3-Dec-12	9:55	Cloudy	004308	2.6722	2.6789	2029.13	2030.13	1.00	1.12	1.12	1.12	67	99
3-Dec-12	11:00	Cloudy	004310	2.6916	2.6961	2030.13	2031.13	1.00	1.29	1.22	1.25	75	60
3-Dec-12	13:00	Cloudy	004312	2.6851	2.6888	2031.13	2032.13	1.00	1.22	1.22	1.22	73	51
8-Dec-12	8:21	Cloudy	004316	2.7264	2.7338	2056.13	2057.13	1.00	1.15	1.15	1.15	69	108
8-Dec-12	9:27	Cloudy	004318	2.7281	2.7360	2057.13	2058.13	1.00	0.95	0.91	0.93	56	141
8-Dec-12	10:30	Cloudy	004320	2.7171	2.7286	2058.13	2059.13	1.00	1.29	1.24	1.26	76	152
14-Dec-12	8:03	Fine	003400	2.7768	2.7902	2083.13	2084.13	1.00	1.24	1.24	1.24	74	181
14-Dec-12	9:05	Fine	004291	2.6725	2.6941	2084.13	2085.13	1.00	1.24	1.24	1.24	74	291
14-Dec-12	10:10	Fine	003407	2.7669	2.7785	2085.13	2086.13	1.00	1.24	1.24	1.24	74	156
19-Dec-12	8:30	Cloudy	004147	2.7206	2.7280	2110.13	2111.13	1.00	1.23	1.20	1.22	73	101
19-Dec-12	9:37	Cloudy	004145	2.7394	2.7472	2111.13	2112.13	1.00	1.23	1.23	1.23	74	106
19-Dec-12	10:41	Cloudy	004157	2.7447	2.7550	2112.13	2113.13	1.00	1.32	1.32	1.32	79	130
24-Dec-12	8:10	Fine	003744	2.7558	2.7659	2137.13	2138.13	1.00	1.23	1.14	1.19	71	142
24-Dec-12	9:25	Fine	003736	2.7590	2.7663	2138.13	2139.13	1.00	1.23	1.14	1.19	71	103
24-Dec-12	10:30	Fine	003725	2.7560	2.7661	2139.13	2140.13	1.00	1.23	1.19	1.21	73	139

Location: CMA2a - Causeway Bay Community Centre

Report on 24-hour TSP monitoring
Action Level ($\mu\text{g}/\text{m}^3$) - 169.5
Limit Level ($\mu\text{g}/\text{m}^3$) - 260

Date	Sampling Time	Weather Condition	Filter paper no.	Filter Weight, g		Elapse Time, hr		Sampling Time, hr	Flow Rate, m^3/min			Total Volume, m^3	TSP Level, $\mu\text{g}/\text{m}^3$
				Initial	Final	Initial	Final		Initial, Q_{si}	Final, Q_{sf}	Average		
1-Dec-12	8:00	Fine	004044	2.7877	2.9248	11747.04	11771.04	24.00	1.56	1.58	1.57	2260	61
7-Dec-12	8:00	Cloudy	004314	2.6837	2.9253	11774.04	11798.04	24.00	1.52	1.52	1.52	2189	110
14-Dec-12	8:00	Fine	003404	2.7712	2.9267	11825.60	11849.60	24.00	1.53	1.51	1.52	2191	71
18-Dec-12	8:00	Cloudy	004156	2.7430	2.8602	11849.60	11873.59	23.99	1.47	1.49	1.48	2188	54
22-Dec-12	8:00	Fine	004158	2.7180	2.9840	11876.59	11900.59	24.00	1.48	1.54	1.51	2174	122

*Due to lack of electricity supply, the 24hr-TSP was rescheduled from 13 Dec 2012 to 14 Dec 2012.

Report on 1-hour TSP monitoring
Action Level ($\mu\text{g}/\text{m}^3$) - 323.4
Limit Level ($\mu\text{g}/\text{m}^3$) - 500

Date	Sampling Time	Weather Condition	Filter paper no.	Filter Weight, g		Elapse Time, hr		Sampling Time, hr	Flow Rate, m^3/min			Total Volume, m^3	TSP Level, $\mu\text{g}/\text{m}^3$
				Initial	Final	Initial	Final		Initial, Q_{si}	Final, Q_{sf}	Average		
3-Dec-12	9:45	Cloudy	004307	2.6781	2.6844	11771.04	11772.04	1.00	1.50	1.52	1.51	90	70
3-Dec-12	10:55	Cloudy	004309	2.6890	2.6940	11772.04	11773.04	1.00	1.50	1.52	1.51	90	55
3-Dec-12	13:00	Cloudy	004311	2.6888	2.6924	11773.04	11774.04	1.00	1.50	1.52	1.51	90	40
8-Dec-12	8:05	Cloudy	004315	2.6947	2.7021	11798.04	11799.04	1.00	1.47	1.47	1.47	88	84
8-Dec-12	9:10	Cloudy	004319	2.7437	2.7531	11799.04	11800.04	1.00	1.47	1.47	1.47	88	107
8-Dec-12	10:12	Cloudy	004317	2.7234	2.7331	11800.04	11801.04	1.00	1.47	1.47	1.47	88	110
14-Dec-12	8:05	Fine	003401	2.7779	2.7859	11822.60	11823.60	1.00	1.49	1.49	1.49	89	90
14-Dec-12	9:12	Fine	003408	2.7585	2.7653	11823.60	11824.60	1.00	1.44	1.44	1.44	87	78
14-Dec-12	10:15	Fine	003406	2.7724	2.7915	11824.60	11825.60	1.00	1.47	1.51	1.49	89	214
19-Dec-12	8:21	Cloudy	004148	2.7246	2.7347	11873.59	11874.59	1.00	1.47	1.51	1.49	89	113
19-Dec-12	9:25	Cloudy	004146	2.7471	2.7592	11874.59	11875.59	1.00	1.51	1.51	1.51	91	134
19-Dec-12	10:30	Cloudy	004144	2.7414	2.7560	11875.59	11876.59	1.00	1.55	1.51	1.53	92	159
24-Dec-12	8:05	Fine	003746	2.7452	2.7545	11900.59	11901.59	1.00	1.49	1.45	1.47	88	105
24-Dec-12	9:10	Fine	003723	2.7542	2.7627	11901.59	11902.59	1.00	1.58	1.56	1.57	94	90
24-Dec-12	10:12	Fine	003724	2.7421	2.7519	11902.59	11903.59	1.00	1.37	1.28	1.32	79	123



Location: CMA3a - CWB PRE Site Office Area

Report on 24-hour TSP monitoring
 Action Level ($\mu\text{g}/\text{m}^3$) - 171
 Limit Level ($\mu\text{g}/\text{m}^3$) - 260

Date	Sampling Time	Weather Condition	Filter paper no.	Filter Weight, g		Elapse Time, hr		Sampling Time, hr	Flow Rate, m^3/min			Total Volume, m^3	TSP Level, $\mu\text{g}/\text{m}^3$
				Initial	Final	Initial	Final		Initial, Q_{si}	Final, Q_{sf}	Average		
1-Dec-12	8:00	Fine	003786	2.7494	3.0591	12500.52	12524.52	24.00	1.43	1.44	1.43	2065	150
7-Dec-12	8:00	Cloudy	004200	2.6904	3.0008	12527.51	12551.51	24.00	1.27	1.27	1.27	1829	170
13-Dec-12	8:00	Fine	004293	2.7051	3.0481	12554.52	12578.54	24.02	1.46	1.46	1.46	2104	163
18-Dec-12	8:00	Cloudy	003741	2.7495	2.9345	12581.54	12605.54	24.00	1.50	1.46	1.48	2102	88
24-Dec-12	14:05	Fine	004208	2.7564	3.1312	12632.91	12656.91	24.00	1.65	1.64	1.65	2376	158

*Due to lack of electricity supply, the 24hr-TSP was rescheduled from 22 Dec 2012 to 24 Dec 2012.

Report on 1-hour TSP monitoring
 Action Level ($\mu\text{g}/\text{m}^3$) - 311.3
 Limit Level ($\mu\text{g}/\text{m}^3$) - 500

Date	Sampling Time	Weather Condition	Filter paper no.	Filter Weight, g		Elapse Time, hr		Sampling Time, hr	Flow Rate, m^3/min			Total Volume, m^3	TSP Level, $\mu\text{g}/\text{m}^3$
				Initial	Final	Initial	Final		Initial, Q_{si}	Final, Q_{sf}	Average		
3-Dec-12	8:04	Cloudy	004006	2.7506	2.7628	12524.52	12525.52	1.00	1.29	1.39	1.34	80	152
3-Dec-12	9:10	Cloudy	004303	2.7030	2.7125	12525.52	12526.52	1.00	1.27	1.27	1.27	76	125
3-Dec-12	10:13	Cloudy	004301	2.6911	2.6981	12526.52	12527.52	1.00	1.32	1.32	1.32	79	89
8-Dec-12	8:02	Cloudy	004296	2.6679	2.6900	12551.51	12552.51	1.00	1.27	1.27	1.27	76	291
8-Dec-12	9:05	Cloudy	004295	2.6738	2.6962	12552.51	12553.51	1.00	1.27	1.27	1.27	76	295
8-Dec-12	10:10	Cloudy	004294	2.6937	2.7171	12553.51	12554.51	1.00	1.27	1.27	1.27	76	308
14-Dec-12	8:15	Fine	003722	2.7537	2.7661	12578.54	12579.54	1.00	1.46	1.46	1.46	87	142
14-Dec-12	9:20	Fine	004852	2.7393	2.7539	12579.54	12580.54	1.00	1.46	1.46	1.46	87	167
14-Dec-12	10:25	Fine	003745	2.7499	2.7688	12580.54	12581.54	1.00	1.48	1.46	1.47	88	215
19-Dec-12	8:05	Cloudy	003414	2.7719	2.7863	12605.44	12606.44	1.00	1.74	1.69	1.72	103	140
19-Dec-12	9:10	Cloudy	003415	2.7644	2.7840	12606.44	12607.44	1.00	1.55	1.60	1.58	95	207
19-Dec-12	10:12	Cloudy	003416	2.7596	2.7799	12607.44	12608.44	1.00	1.69	1.90	1.80	108	188
24-Dec-12	8:00	Fine	003420	2.8251	2.8425	12629.91	12630.91	1.00	1.65	1.65	1.65	99	176
24-Dec-12	10:50	Fine	004143	2.7179	2.7381	12630.91	12631.91	1.00	1.65	1.65	1.65	99	204
24-Dec-12	13:00	Fine	004210	2.7642	2.7826	12631.91	12632.91	1.00	1.65	1.65	1.65	99	186



Location: CMA4a - SPCA

Report on 24-hour TSP monitoring
Action Level ($\mu\text{g}/\text{m}^3$) - 171.2
Limit Level ($\mu\text{g}/\text{m}^3$) - 260

Date	Sampling Time	Weather Condition	Filter paper no.	Filter Weight, g		Elapse Time, hr		Sampling Time, hr	Flow Rate, m^3/min			Total Volume, m^3	TSP Level, $\mu\text{g}/\text{m}^3$
				Initial	Final	Initial	Final		Initial, Q_{si}	Final, Q_{sf}	Average		
1-Dec-12	8:00	Fine	003785	2.7560	2.8917	15918.21	15942.21	24.00	1.40	1.40	1.40	2018	67
7-Dec-12	8:00	Cloudy	004299	2.7068	2.9392	15945.22	15969.22	24.00	1.38	1.33	1.36	1958	119
13-Dec-12	8:00	Fine	004293	2.6771	2.7967	15972.22	15996.22	24.00	1.24	1.23	1.23	1777	67
18-Dec-12	8:00	Cloudy	003743	2.7507	2.8201	15999.22	16023.23	24.01	1.37	1.22	1.30	1772	39
22-Dec-12	8:00	Fine	003417	2.7656	2.9967	16026.23	16050.23	24.00	1.35	1.36	1.36	1958	118

Report on 1-hour TSP monitoring
Action Level ($\mu\text{g}/\text{m}^3$) - 312.5
Limit Level ($\mu\text{g}/\text{m}^3$) - 500

Date	Sampling Time	Weather Condition	Filter paper no.	Filter Weight, g		Elapse Time, hr		Sampling Time, hr	Flow Rate, m^3/min			Total Volume, m^3	TSP Level, $\mu\text{g}/\text{m}^3$
				Initial	Final	Initial	Final		Initial, Q_{si}	Final, Q_{sf}	Average		
3-Dec-12	8:03	Cloudy	004005	2.7621	2.7671	15942.21	15943.21	1.00	1.09	1.05	1.07	64	78
3-Dec-12	9:10	Cloudy	004302	2.6831	2.6857	15943.21	15944.21	1.00	1.38	1.36	1.37	82	32
3-Dec-12	10:12	Cloudy	004059	2.7948	2.7970	15944.21	15945.21	1.00	1.12	1.12	1.12	67	33
8-Dec-12	8:05	Cloudy	004170	2.7285	2.7405	15969.22	15970.22	1.00	1.43	1.43	1.43	86	140
8-Dec-12	9:10	Cloudy	004298	2.7110	2.7240	15970.22	15971.22	1.00	1.43	1.43	1.43	86	152
8-Dec-12	10:15	Cloudy	004297	2.7039	2.7186	15971.22	15972.22	1.00	1.43	1.43	1.43	86	172
14-Dec-12	8:05	Fine	004851	2.7471	2.7548	15996.22	15997.22	1.00	1.38	1.35	1.36	82	94
14-Dec-12	9:10	Fine	003721	2.7498	2.7566	15997.22	15998.22	1.00	1.28	1.28	1.28	77	89
14-Dec-12	10:12	Fine	003750	2.7445	2.7538	15998.22	15999.22	1.00	1.26	1.23	1.24	75	125
19-Dec-12	8:07	Cloudy	003411	2.7497	2.7620	16023.23	16024.23	1.00	1.44	1.38	1.41	85	145
19-Dec-12	9:12	Cloudy	003412	2.7732	2.7840	16024.23	16025.23	1.00	1.38	1.38	1.38	83	131
19-Dec-12	10:20	Cloudy	003413	2.7676	2.7744	16025.23	16026.23	1.00	1.38	1.38	1.38	83	82
24-Dec-12	8:00	Fine	003437	2.7833	2.7968	16050.23	16051.23	1.00	1.47	1.36	1.42	85	159
24-Dec-12	9:14	Fine	003438	2.7874	2.7998	16051.23	16052.23	1.00	1.43	1.36	1.39	84	148
24-Dec-12	10:22	Fine	003439	2.7873	2.8010	16052.23	16053.23	1.00	1.43	1.36	1.39	84	164



Location: CMA5a - Children Garden opposite to Pedestrian Plaza

Report on 24-hour TSP monitoring

Action Level ($\mu\text{g}/\text{m}^3$) - 181
 Limit Level ($\mu\text{g}/\text{m}^3$) - 260

Date	Sampling Time	Weather Condition	Filter paper no.	Filter Weight, g		Elapse Time, hr		Sampling Time, hr	Flow Rate, m^3/min			Total Volume, m^3	TSP Level, $\mu\text{g}/\text{m}^3$
				Initial	Final	Initial	Final		Initial, Q_{si}	Final, Q_{sf}	Average		
1-Dec-12	8:00	Fine	003805	2.7572	2.9350	16911.74	16935.74	24.00	1.52	1.52	1.52	2191	81
7-Dec-12	8:00	Cloudy	003765	2.7413	2.8864	16938.73	16962.73	24.00	1.16	1.16	1.16	1670	87
13-Dec-12	8:00	Fine	004858	2.7472	2.8666	16965.73	16989.73	24.00	1.47	1.38	1.42	2050	58
18-Dec-12	8:00	Cloudy	004850	2.7471	2.9020	16992.73	17016.73	24.00	1.46	1.49	1.47	2045	76
22-Dec-12	8:00	Fine	003769	2.7312	2.9238	17019.73	17043.73	24.00	1.29	1.30	1.29	1857	104

Report on 1-hour TSP monitoring

Action Level ($\mu\text{g}/\text{m}^3$) - 332
 Limit Level ($\mu\text{g}/\text{m}^3$) - 500

Date	Sampling Time	Weather Condition	Filter paper no.	Filter Weight, g		Elapse Time, hr		Sampling Time, hr	Flow Rate, m^3/min			Total Volume, m^3	TSP Level, $\mu\text{g}/\text{m}^3$
				Initial	Final	Initial	Final		Initial, Q_{si}	Final, Q_{sf}	Average		
3-Dec-12	8:20	Cloudy	003784	2.7607	2.7814	16935.74	16936.74	1.00	1.16	1.10	1.13	68	305
3-Dec-12	9:30	Cloudy	003783	2.7684	2.7743	16936.74	16937.74	1.00	1.10	1.08	1.09	65	90
3-Dec-12	10:30	Cloudy	003782	2.7773	2.7809	16937.74	16938.74	1.00	1.10	1.16	1.13	68	53
8-Dec-12	8:30	Cloudy	003452	2.7994	2.8078	16962.73	16963.73	1.00	1.21	1.21	1.21	73	115
8-Dec-12	9:35	Cloudy	004853	2.7487	2.7586	16963.73	16964.73	1.00	1.38	1.44	1.41	85	117
8-Dec-12	10:40	Cloudy	003455	2.8128	2.8213	16964.73	16965.73	1.00	1.10	1.10	1.10	66	129
14-Dec-12	13:00	Fine	004854	2.7551	2.7615	16989.73	16990.73	1.00	1.21	1.15	1.18	71	90
14-Dec-12	14:05	Fine	003749	2.7551	2.7628	16990.73	16991.73	1.00	1.18	1.18	1.18	71	109
14-Dec-12	15:15	Fine	003747	2.7662	2.7749	16991.73	16992.73	1.00	1.24	1.24	1.24	74	117
19-Dec-12	8:15	Cloudy	004857	2.7449	2.751	17016.73	17017.73	1.00	1.34	1.34	1.34	80	76
19-Dec-12	9:20	Cloudy	003766	2.7622	2.7711	17017.73	17018.73	1.00	1.51	1.51	1.51	91	98
19-Dec-12	10:30	Cloudy	003767	2.7592	2.7658	17018.73	17019.73	1.00	1.41	1.39	1.40	84	79
24-Dec-12	10:57	Fine	004161	2.7170	2.7385	17043.72	17044.72	1.00	1.52	1.49	1.50	90	238
24-Dec-12	13:00	Fine	003728	2.7500	2.7626	17044.72	17045.72	1.00	1.47	1.49	1.48	89	142
24-Dec-12	14:10	Fine	003729	2.7448	2.7544	17045.72	17046.72	1.00	1.25	1.25	1.25	75	128



Location: CMA6a - WD2 PRE Office

Report on 24-hour TSP monitoring

Action Level - 187.3 $\mu\text{g}/\text{m}^3$
Limit Level - 260 $\mu\text{g}/\text{m}^3$

Date	Sampling Time	Weather Condition	Filter paper no.	Filter Weight, g		Elapse Time, hr		Sampling Time, hr	Flow Rate, m^3/min			Total Volume, m^3	TSP Level, $\mu\text{g}/\text{m}^3$
				Initial	Final	Initial	Final		Initial, Q_{si}	Final, Q_{sf}	Average		
3-Dec-12	11:40	Cloudy	003764	2.7493	2.8210	15234.71	15258.71	24.00	1.20	1.20	1.20	1722	42
7-Dec-12	8:00	Cloudy	003429	2.8178	2.9898	15258.71	15282.71	24.00	1.24	1.19	1.22	1757	98
13-Dec-12	8:00	Fine	004859	2.7574	2.8627	15285.71	15309.71	24.00	1.26	1.26	1.26	1814	58
18-Dec-12	8:00	Cloudy	003450	2.7925	2.8855	15312.72	15336.72	24.00	1.24	1.24	1.24	1814	51
22-Dec-12	8:00	Fine	003768	2.7467	2.9240	15339.72	15363.72	24.00	1.24	1.25	1.24	1786	99

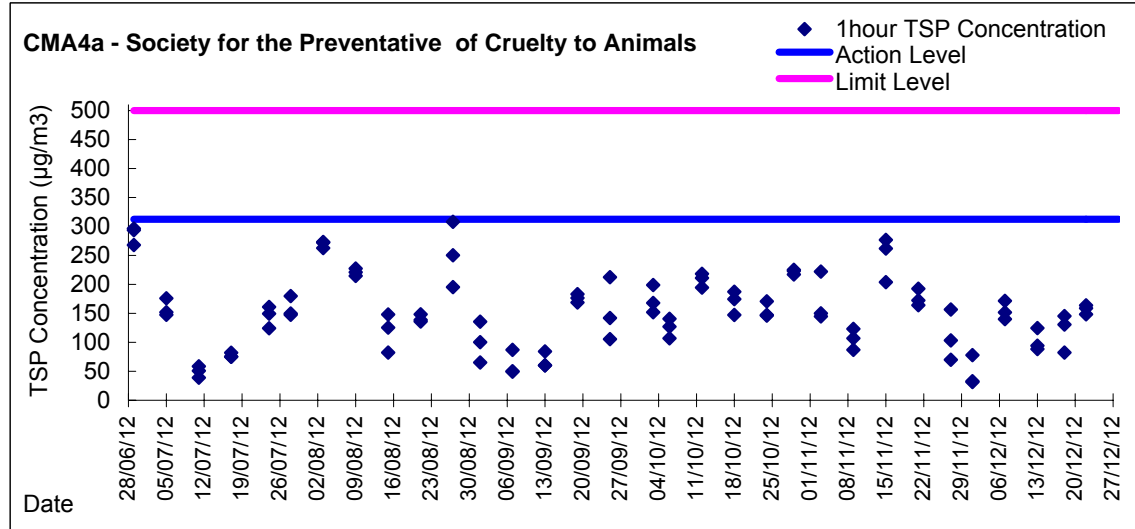
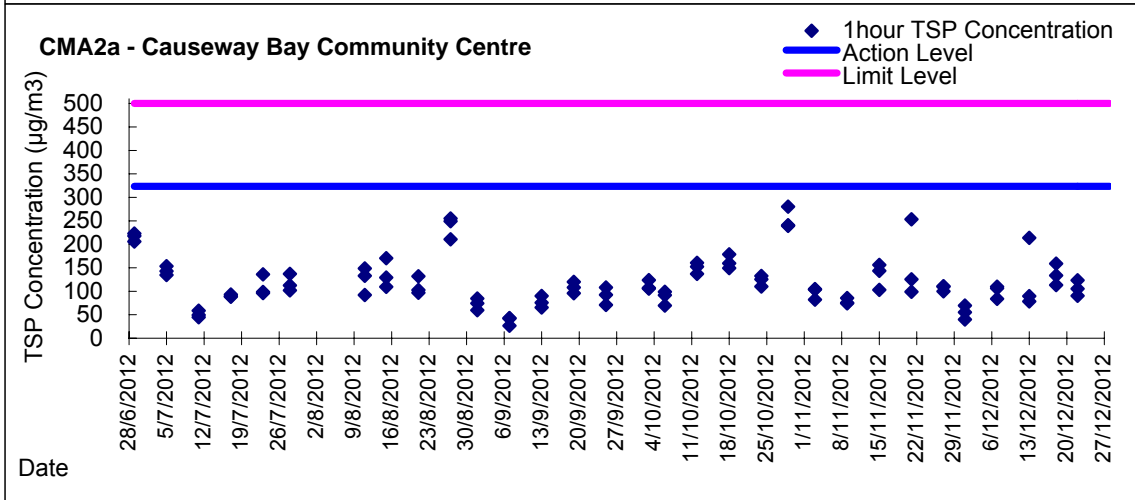
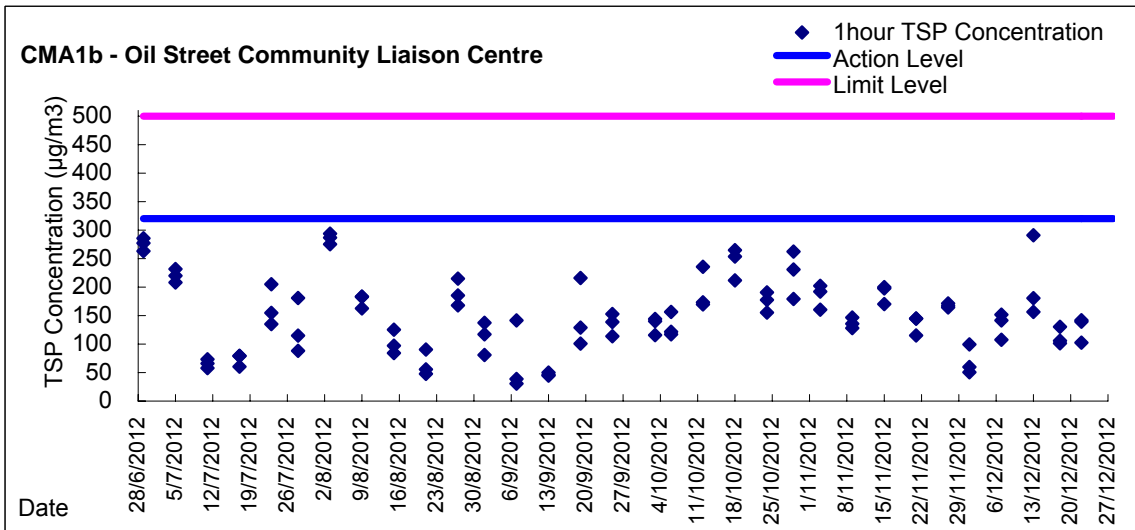
*Due to lack of electricity supply, the 24hr-TSP was rescheduled from 01 Dec 2012 to 03 Dec 2012.

Report on 1-hour TSP monitoring

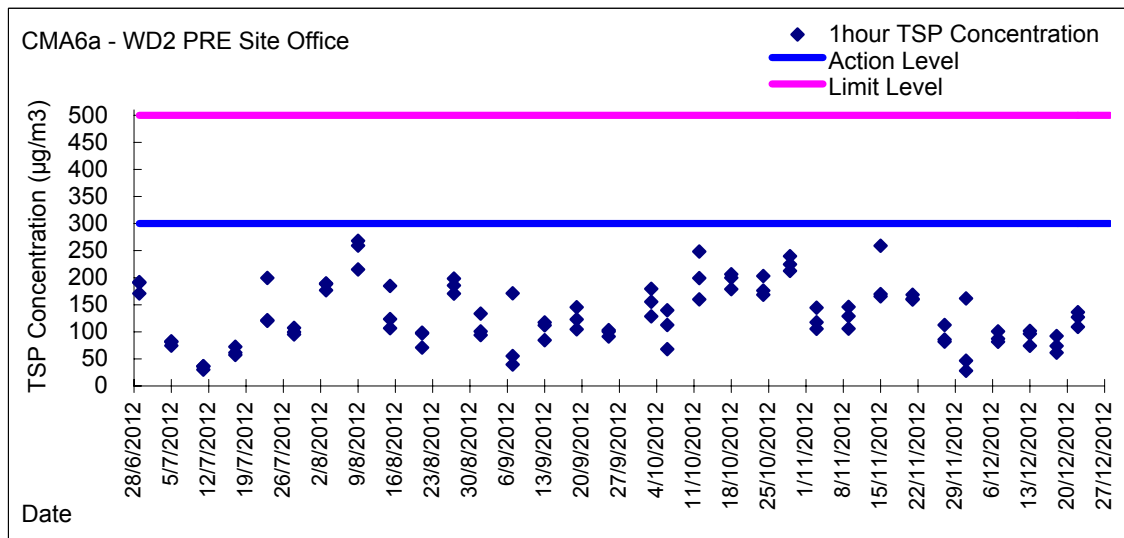
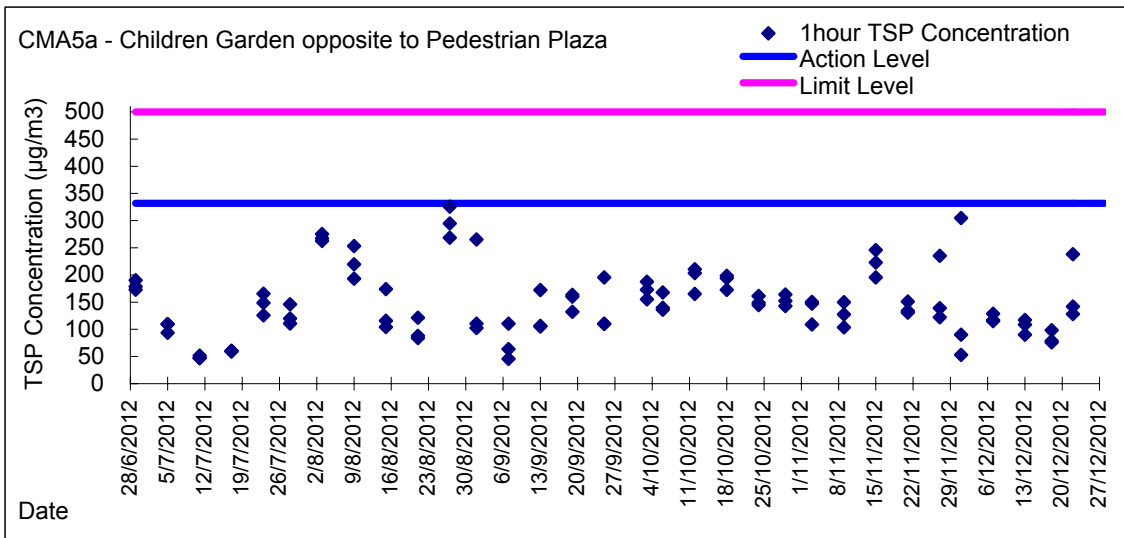
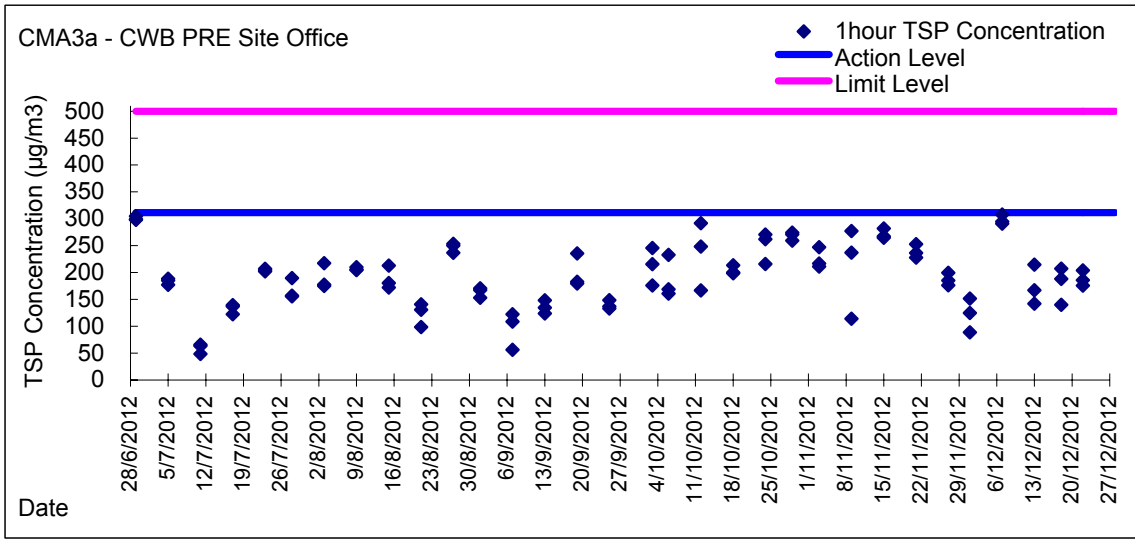
Action Level - 300.1 $\mu\text{g}/\text{m}^3$
Limit Level - 500 $\mu\text{g}/\text{m}^3$

Date	Sampling Time	Weather Condition	Filter paper no.	Filter Weight, g		Elapse Time, hr		Sampling Time, hr	Flow Rate, m^3/min			Total Volume, m^3	TSP Level, $\mu\text{g}/\text{m}^3$
				Initial	Final	Initial	Final		Initial, Q_{si}	Final, Q_{sf}	Average		
3-Dec-12	8:20	Cloudy	003803	2.7372	2.7486	15231.70	15232.70	1.00	1.20	1.15	1.17	70	162
3-Dec-12	9:30	Cloudy	003430	2.7970	2.7992	15232.70	15233.70	1.00	1.31	1.31	1.31	78	28
3-Dec-12	10:35	Cloudy	003410	2.7656	2.7696	15233.70	15234.70	1.00	1.51	1.35	1.43	86	47
8-Dec-12	8:20	Cloudy	003451	2.7841	2.7918	15282.71	15283.71	1.00	1.26	1.28	1.27	76	101
8-Dec-12	9:30	Cloudy	003453	2.7973	2.8039	15283.71	15284.71	1.00	1.26	1.26	1.26	76	87
8-Dec-12	10:30	Cloudy	003454	2.7966	2.8031	15284.71	15285.71	1.00	1.33	1.33	1.33	80	82
14-Dec-12	13:00	Fine	003409	2.7735	2.7813	15309.72	15310.72	1.00	1.28	1.28	1.28	77	102
14-Dec-12	14:10	Fine	003748	2.7554	2.7628	15311.72	15312.72	1.00	1.28	1.28	1.28	77	96
14-Dec-12	15:15	Fine	004855	2.7368	2.7425	15312.72	15313.72	1.00	1.28	1.28	1.28	77	74
19-Dec-12	8:00	Cloudy	004856	2.7496	2.7569	15336.72	15337.72	1.00	1.40	1.24	1.32	79	92
19-Dec-12	9:05	Cloudy	003727	2.7559	2.7605	15337.72	15338.72	1.00	1.24	1.24	1.24	75	62
19-Dec-12	10:10	Cloudy	003726	2.7462	2.7530	15338.72	15339.72	1.00	1.52	1.55	1.53	92	74
24-Dec-12	10:47	Fine	004160	2.7247	2.7347	15363.71	15364.71	1.00	1.22	1.22	1.22	73	136
24-Dec-12	13:00	Fine	004289	2.6890	2.6970	15364.71	15365.71	1.00	1.22	1.22	1.22	73	109
24-Dec-12	14:10	Fine	003734	2.7632	2.7732	15365.71	15366.71	1.00	1.33	1.30	1.31	79	127

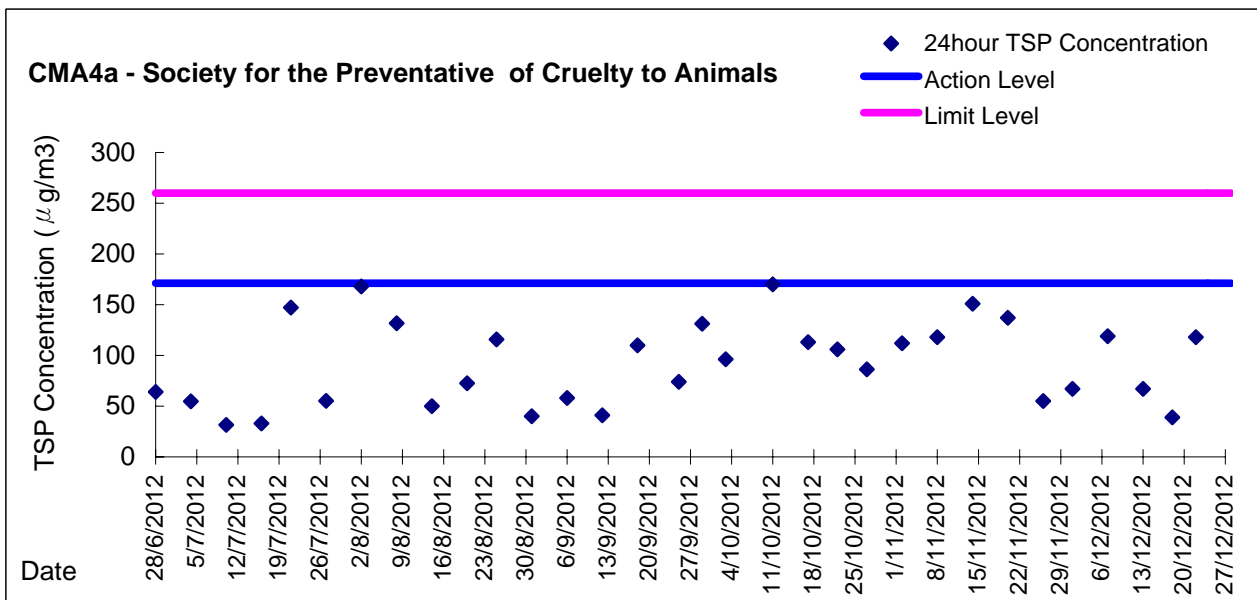
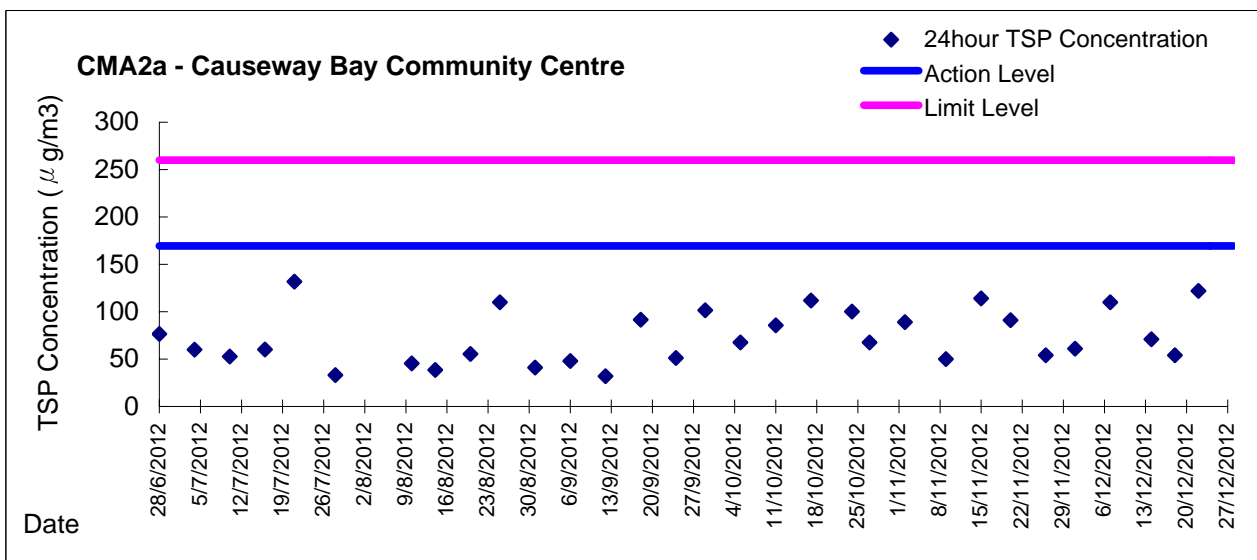
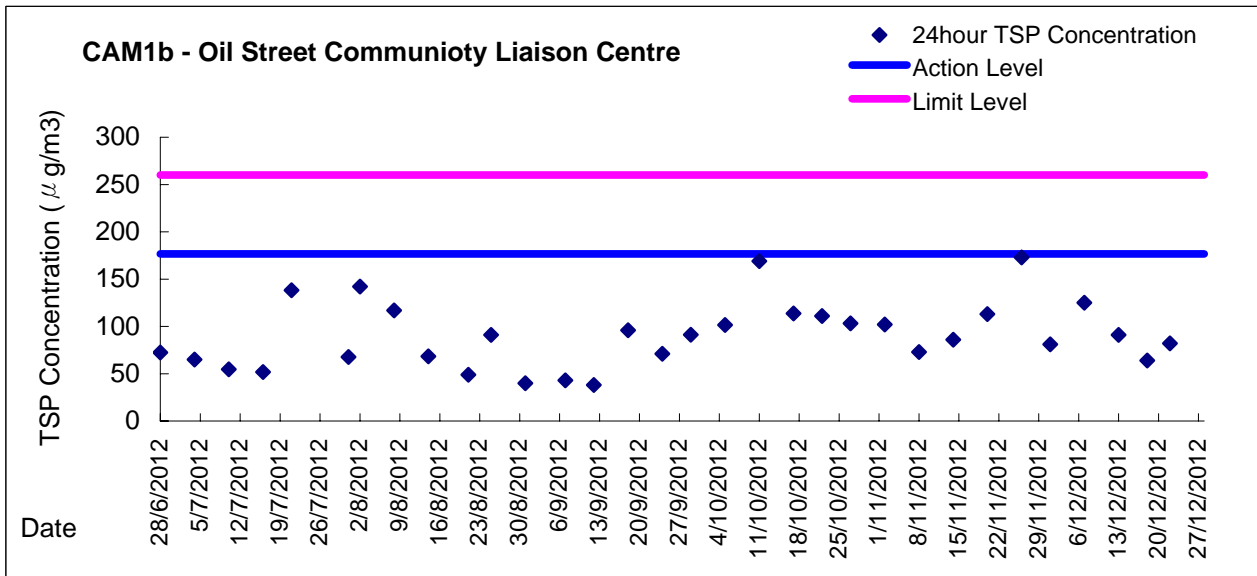
Graphic Presentation of 1 hour TSP Result



Graphic Presentation of 1 hour TSP Result



Graphic Presentation of 24 hour TSP Result





Graphic Presentation of 24 hour TSP Result

